

IN LINE FAN
CSD Series

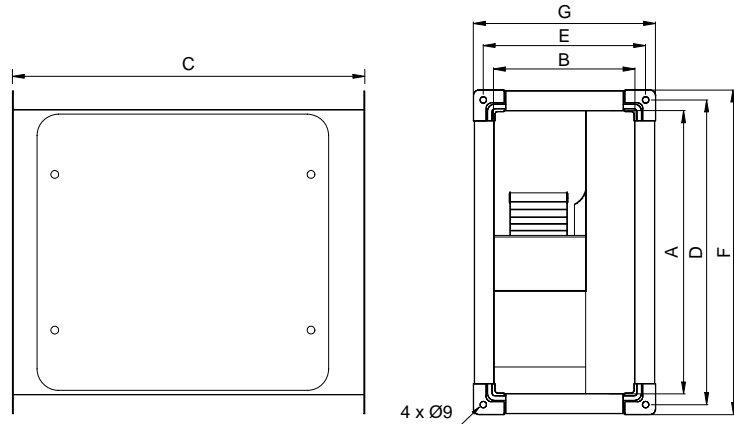


In-Line Fan – CSD Series

KRUGER

- Cabinet is manufactured in galvanised sheet steel.
- Access door fitted as standard.
- Removable access door for easy accessibility to motor and fan.
- Flanged inlet and outlet for easy ductwork connection.
- Easy installation.
- Low noise level.
- Ease of maintenance.
- Thermally protected motor.

Dimensions



Kruger Ventilation Industries Asia Co., Ltd certifies that the **CSD series** shown herein is licensed to bear the AMCA Seal. The ratings shown are based on tests and procedures performed in accordance with AMCA publication 211 and comply with the requirements of the AMCA Certified Ratings Program.

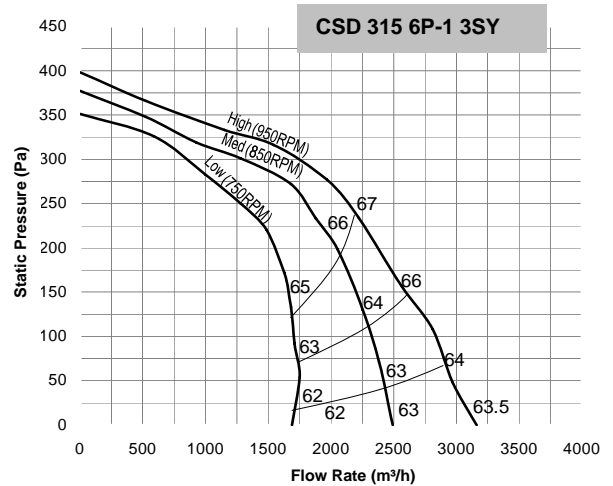
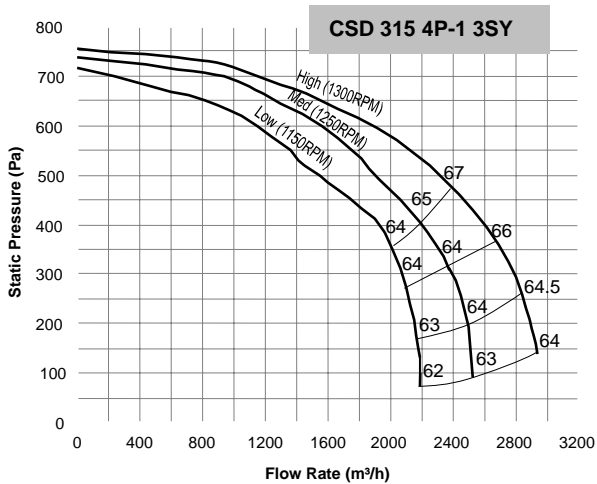
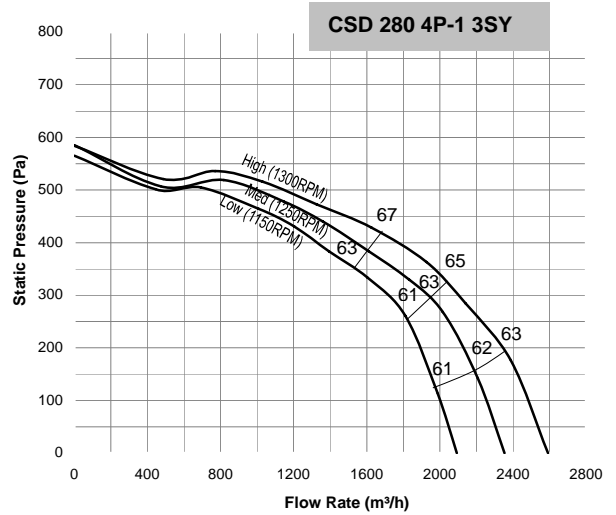
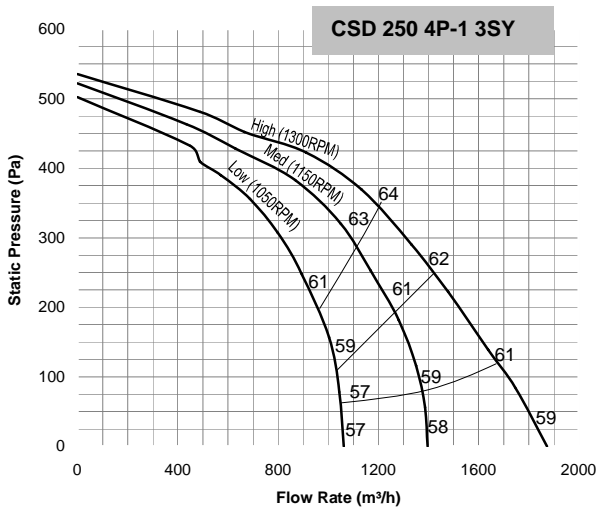
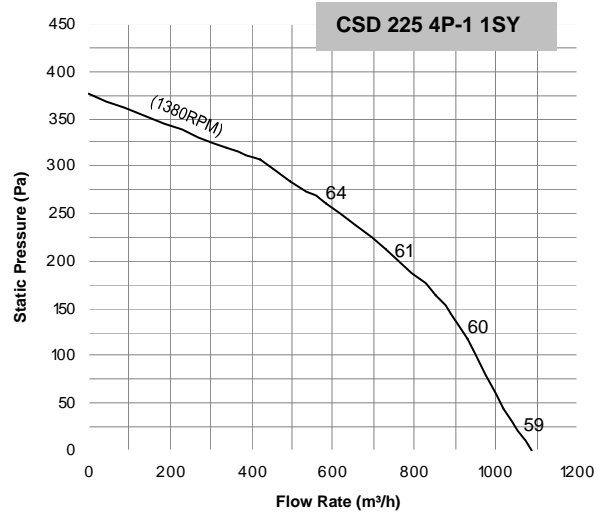
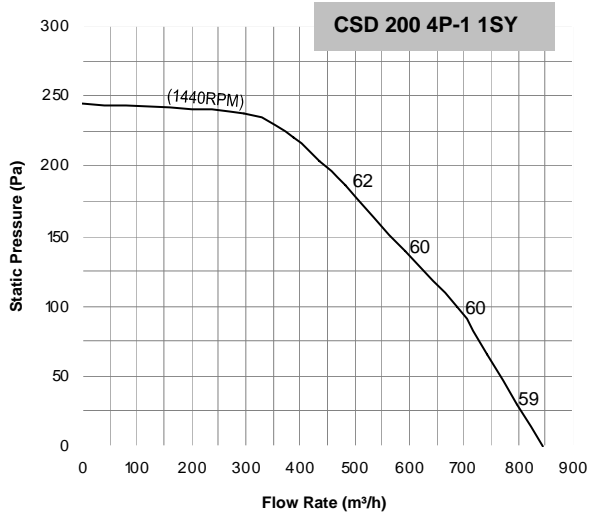
Model	A	B	C	D	E	F	G	Wt (Kg)
CSD 200	400	200	500	428	228	456	256	15
CSD 225	500	250	542	528	278	556	306	19
CSD 250	500	300	562	528	328	556	356	22
CSD 280	600	300	682	628	328	656	356	30
CSD 315	600	350	717	628	378	656	406	42
CSD 355	800	400	800	828	428	856	456	45
CSD 400	800	500	882	828	528	856	556	55

All dimensions in mm.

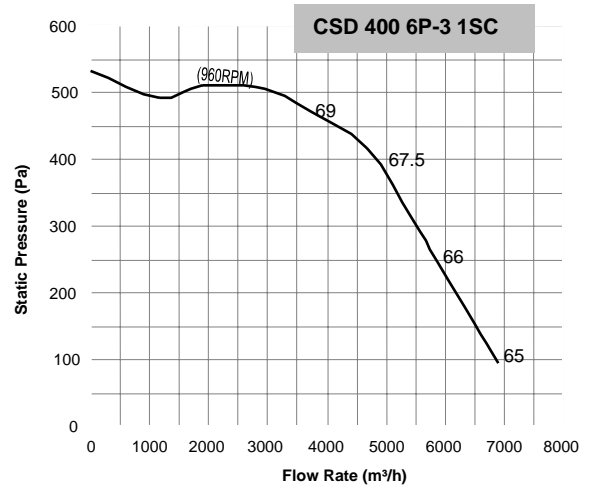
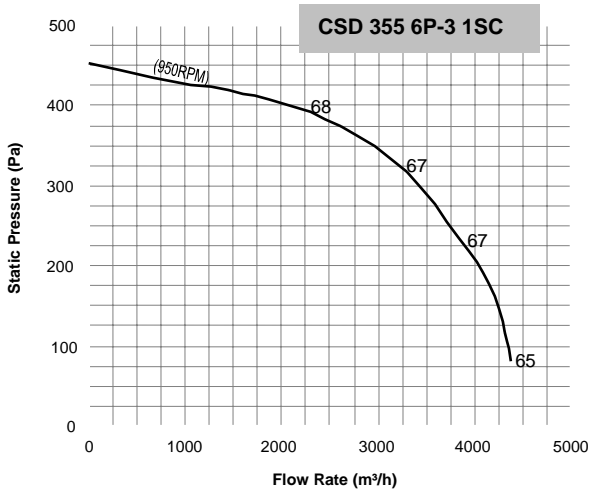
Technical Data

Model	Max Q m ³ /h	Power W	Motor Prot.	Phase	Hz	Max. Amp	Voltage	uF/V	Ins. Cl	dB (A) at 3m	RPM
CSD 200 4P-1 1SY	845	165	IP21	1	50	0.9	220-240	7.5/450	F	52	1440
CSD 225 4P-1 1SY	1090	245	IP21	1	50	1.46	220-240	7.5/450	F	54	1380
CSD 250 4P-1 3SY	1870	350	IP21	1	50	3.0/2.3/1.7	220-240	12.5/450	F	54	1300/1150/1050
CSD 280 4P-1 3SY	2590	550	IP21	1	50	5.2/4.3/3.8	220-240	12.5/450	F	57	1300/1250/1150
CSD 315 4P-1 3SY	2940	750	IP21	1	50	6.5/5.5/4.9	220-240	20/450	F	57	1300/1250/1150
CSD 315 6P-1 3SY	3160	709	IP21	1	50	4.6/3.6/2.6	220-240	12.5/450	F	56	950/850/750
CSD 355 6P-3 1SC	4970	1100	IP54	3	50	3.1	400	-	F	58	950
CSD 400 6P-3 1SC	6840	1500	IP54	3	50	5.0	400	-	F	59	960

- Speed (RPM) shown is nominal. Performance is based on actual speed of test. Performance ratings do not include the effects of appurtenances (accessories).



- Speed (RPM) shown is nominal. Performance is based on actual speed of test. Performance ratings do not include the effects of appurtenances (accessories).
- Sound pressure level Lp(A) at 1m free field.
- The AMCA Certified Ratings Seal applies to air performance only.



- Speed (RPM) shown is nominal. Performance is based on actual speed of test. Performance ratings do not include the effects of appurtenances (accessories).
- Sound pressure level Lp(A) at 1m free field.
- The AMCA Certified Ratings Seal applies to air performance only.

The company is always improving and developing its products, therefore the company reserves the right of making changes to the illustrated products. Certified dimension can be provided upon request.